



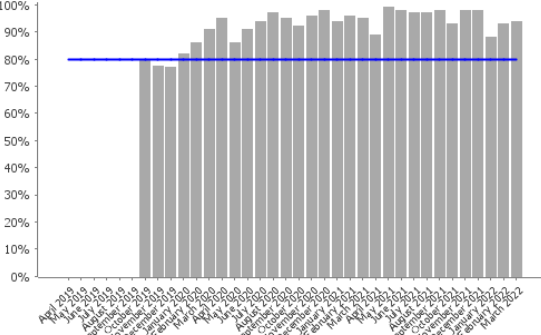



Appendix C

Scrutiny Committee – Development & Conservation Portfolio performance report


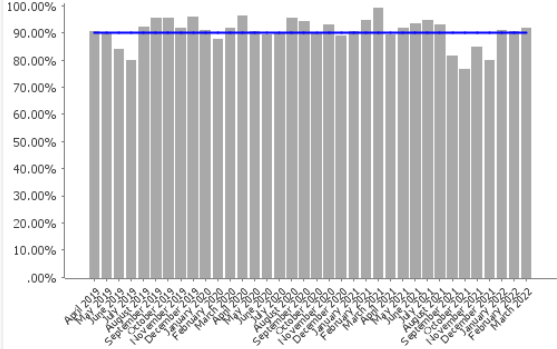


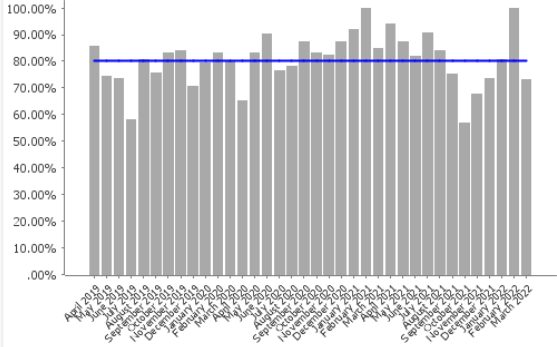

Key:


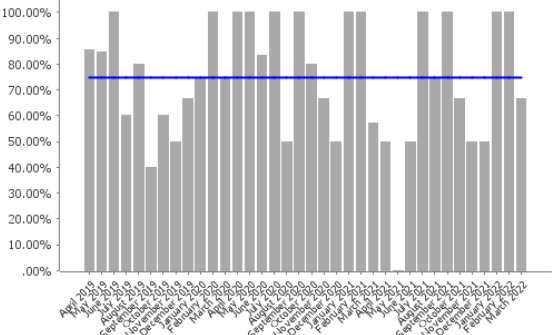

Status	Colour	Details
	Green	At or above target
	Amber	Less than 10% below target
	Red	10% or more below target

Code	Short Name	Current Value	Current Target	Current Status	Performance Chart	Year to date 2021/22 Value	Year to date 2021/22 Target	Year to date 2021/22 Status	Latest Note
LPI_BC 01	Percentage of full plans / Building Notices acknowledged within 3 working days	94%	80%			95.17%	80%		No commentary required

Code	Short Name	Current Value	Current Target	Current Status	Performance Chart	Year to date 2021/22 Value	Year to date 2021/22 Target	Year to date 2021/22 Status	Latest Note
LPI_BC 02	Percentage of full plans checked within 15 working days	100%	95%	✔		99.17%	95%	✔	No commentary required
LPI_BC 03	Market Share	70%	70%	✔		70.92%	70%	✔	No commentary required

Code	Short Name	Current Value	Current Target	Current Status	Performance Chart	Year to date 2021/22 Value	Year to date 2021/22 Target	Year to date 2021/22 Status	Latest Note
LPI_CS V 01	Average number of days taken to validate a planning application	4.1	5	✔		3.65	5	✔	No commentary required
LPI_D M 007a	Processing of planning applications: Major applications in 13 weeks	100%	80%	✔		92.59%	80%	✔	No commentary required

Code	Short Name	Current Value	Current Target	Current Status	Performance Chart	Year to date 2021/22 Value	Year to date 2021/22 Target	Year to date 2021/22 Status	Latest Note
LPI_D M 007c	Processing of planning applications: Other applications in 8 weeks	91.79%	90%			88.18%	90%		No commentary required
LPI_D M 007b	Processing of planning applications: Minor applications in 8 weeks	73.17%	80%			80.24%	80%		No commentary required

Code	Short Name	Current Value	Current Target	Current Status	Performance Chart	Year to date 2021/22 Value	Year to date 2021/22 Target	Year to date 2021/22 Status	Latest Note
LPI_D M 009	Percentage of appeals against planning application refusal dismissed	66.67%	75%			72.73%	75%		<p>In March 2022, three decisions were made on planning appeals, one of which was allowed.</p> <p>Overall, 44 decisions on planning appeals were made in the year, with the Council decision supported in 32 of those cases (72.7%).</p>